



### Features

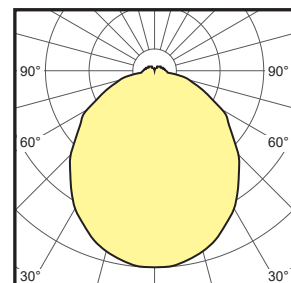
- Highly Efficient state-of-the-art LEDs, up to 163 lm/W
- Extremely homogenous omnidirectional illumination
- Diameter diffuser: 300 mm, 450 mm, 600 mm
- Integrated driver, dim or non-dim available

### Mounting

- Surface, recessed

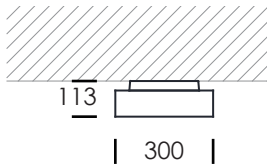



### DISTRIBUTIONS



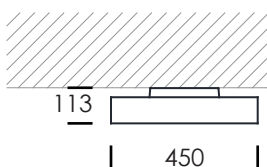
## ORDERING INFO

### DOLBY - D300 - SM



<b>LIGHT DISTRIBUTION</b>	Direct
<b>DELIVERED LUMENS</b>	STD: 1700lm@3000K / 1750lm@4000K HI: 2400lm@3000K / 2450lm@4000K
<b>EFFICACY</b>	Up to 139lm/W
<b>CCT</b>	3000K / 3500K / 4000K / RGBW
<b>CRI</b>	> 90
<b>POWER</b>	STD: 12.5W / HI: 18W
<b>DIMMING</b>	Non-dim / 0/1-10V / DALI
<b>INPUT</b>	220-240V AC
<b>SIZE</b>	φ300x113mm
<b>DIFFUSER</b>	Frosted
<b>FINISH</b>	Matt White

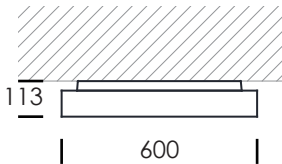
### DOLBY - D450 - SM



<b>LIGHT DISTRIBUTION</b>	Direct
<b>DELIVERED LUMENS</b>	STD: 3600lm@3000K / 3650lm@4000K HI: 5350lm@3000K / 5450lm@4000K
<b>EFFICACY</b>	Up to 145lm/W
<b>CCT</b>	3000K / 3500K / 4000K / RGBW
<b>CRI</b>	> 90
<b>POWER</b>	STD: 25W / HI: 38W
<b>DIMMING</b>	Non-dim / 0/1-10V / DALI
<b>INPUT</b>	220-240V AC
<b>SIZE</b>	φ450x113mm
<b>DIFFUSER</b>	Frosted
<b>FINISH</b>	Matt White

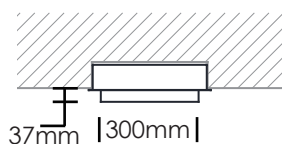
## ORDERING INFO

### DOLBY - D600 - SM



<b>LIGHT DISTRIBUTION</b>	Direct
<b>DELIVERED LUMENS</b>	STD: 6000lm@3000K / 6150lm@4000K HI: 7850lm@3000K / 8000lm@4000K
<b>EFFICACY</b>	Up to 163lm/W
<b>CCT</b>	3000K / 3500K / 4000K / RGBW
<b>CRI</b>	> 90
<b>POWER</b>	STD: 37.5W / HI: 50W
<b>DIMMING</b>	Non-dim / 0/1-10V / DALI
<b>INPUT</b>	220-240V AC
<b>SIZE</b>	φ600x113mm
<b>DIFFUSER</b>	Frosted
<b>FINISH</b>	Matt White

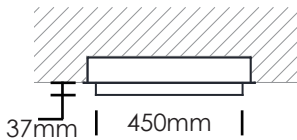
### DOLBY - D300 - RT



<b>DELIVERED LUMENS</b>	STD: 1500lm@3000K / 1550lm@4000K HI: 2100lm@3000K / 2150lm@4000K
<b>EFFICACY</b>	Up to 123lm/W
<b>CCT</b>	3000K / 3500K / 4000K / RGBW
<b>CRI</b>	> 90
<b>POWER</b>	STD: 12.5W / HI: 18W
<b>DIMMING</b>	Non-dim / 0/1-10V / DALI
<b>INPUT</b>	220-240V AC
<b>SIZE</b>	φ300x114mm
<b>CUT OUT</b>	φ355mm, recessed deep: 80mm
<b>DIFFUSER</b>	Frosted
<b>FINISH</b>	Matt White

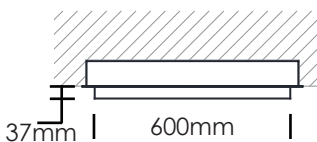
**ORDERING INFO**

**DOLBY - D450 - RT**



<b>DELIVERED LUMENS</b>	STD: 3150lm@3000K / 3250lm@4000K HI: 4700lm@3000K / 4800lm@4000K
<b>EFFICACY</b>	Up to 128lm/W
<b>CCT</b>	3000K / 3500K / 4000K / RGBW
<b>CRI</b>	> 90
<b>POWER</b>	STD: 25W / HI: 38W
<b>DIMMING</b>	Non-dim / 0/1-10V / DALI
<b>INPUT</b>	220-240V AC
<b>SIZE</b>	φ450x114mm
<b>CUT OUT</b>	φ505mm, recessed deep: 80mm
<b>DIFFUSER</b>	Frosted
<b>FINISH</b>	Matt White

**DOLBY - D600 - RT**



<b>DELIVERED LUMENS</b>	STD: 5300lm@3000K / 5400lm@4000K HI: 6900lm@3000K / 7050lm@4000K
<b>EFFICACY</b>	Up to 143lm/W
<b>CCT</b>	3000K / 3500K / 4000K / RGBW
<b>CRI</b>	> 90
<b>POWER</b>	STD: 37.5W / HI: 50W
<b>DIMMING</b>	Non-dim / 0/1-10V / DALI
<b>INPUT</b>	220-240V AC
<b>SIZE</b>	φ600x114mm
<b>CUT OUT</b>	φ655mm, recessed deep: 80mm
<b>DIFFUSER</b>	Frosted
<b>FINISH</b>	Matt White



More information and data,  
please visit:  
[www.zalite.cn](http://www.zalite.cn)

V1.0\_2025-12