

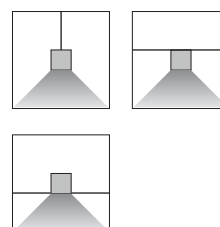
CE IP20 IK08 RoHS

Features

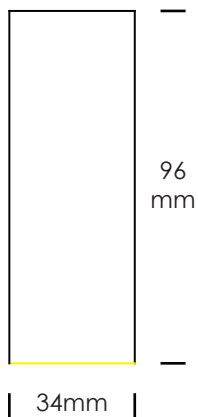
- Direct-indirect distribution design
- Wall wash optic design
- Custom shapes and configurations
- Built-in driver, dim or non-dim available
- Wide range of finishes
- 100% recyclable, extruded architectural grade T6063 aluminum

Mounting


- Suspended, surface, Recessed



Dimensions

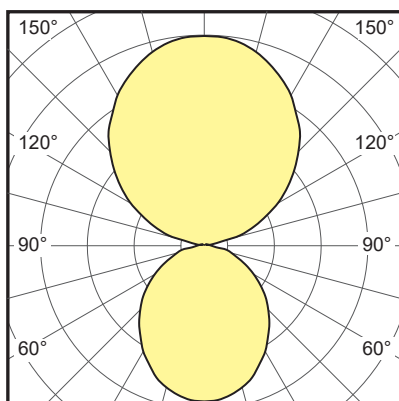


Direct

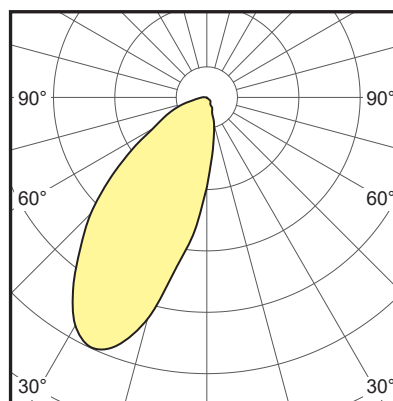


Direct & Indirect

Distributions



LED strip-direct and indirect



asymmetric beam

Ordering Info

1. BASIC MODEL

LPL1.25WW-S Suspended - direct / indirect / direct-indirect

LPL1.25WW-SM Surface mount - direct only

2. SIZE AND SHAPE

xxxxmm - STR Straight - specify individual or continuous run length in mm

xxxxmm - SQ Square - specify outside dimension in mm

xxxxmm - REC Rectangle - specify outside dimension in mm

xxxxmm - TEE T- Shape - specify length in mm

xxxxmm - Special Shape Radom connection of sectional straight

** Sample configuration diagrams as below.*



Square



Rectangle



U-Shape



T-Shape



Cross



Zed

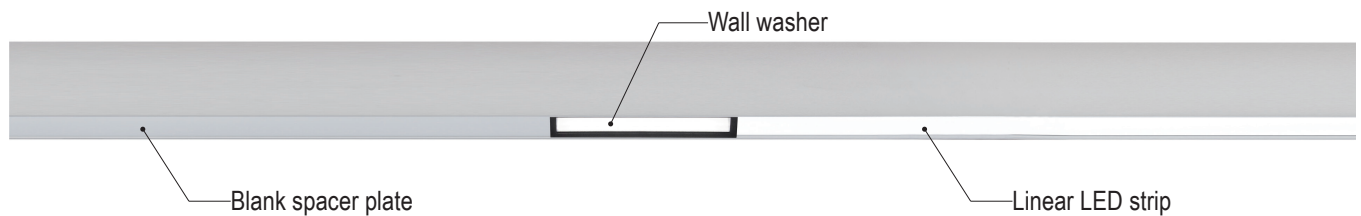
3. LED LAMPING - DIRECT LIGHT

LOW - xxxxK	Linear LED strip, low output, LED 10W/M
STD - xxxxK	Linear LED strip, standard output, LED 20W/M
HI - xxxxK	Linear LED strip, high output, LED 30W/M
ASY-LOW- xxxxK	Wall washer, low output, 10W per module
ASY-STD- xxxxK	Wall washer, standard output, 15W per module
ASY-HI- xxxxK	Wall washer, high output, 20W per module
NONE	No Linear LED strip or module, with blank spacer plate

Note: Standard CCT: 3000K, 3500K, 4000K; CRI80 and CRI90 are available.

Other option: 2700K, 5000K, 5700K, 6500K, red, green, blue, TUNE(2700K-6500K). Contact factory for details.

See page7 for information of LED lamping output.



4. LED LAMPING - INDIRECT LIGHT

LOW - xxxxK	Linear LED strip, low output, LED 10W/M
STD - xxxxK	Linear LED strip, standard output, LED 20W/M
HI - xxxxK	Linear LED strip, high output, LED 30W/M
NONE	No Linear LED strip or module (direct light only)

Note: Standard CCT: 3000K, 3500K, 4000K; CRI80 and CRI90 are available.

Other option: 2700K, 5000K, 5700K, 6500K, red, green, blue, TUNE(2700K-6500K). Contact factory for details.

See page7 for information of LED lamping output.

Lightplane Linear 1.25 Wall Wash - LPL1.25WW

ZALITE

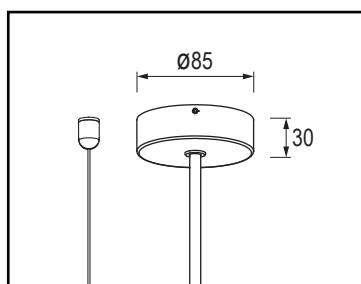
Suspended, Surface, Recessed

6. DRIVER

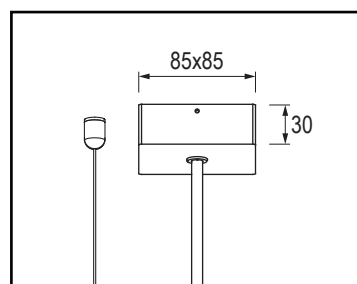
STD	Non-dimmable
0/1-10V	1-10V / 0-10V dimming
DALI	DALI dimming
DMX	DMX dimming
OTHER	Consult factory for options

7. SUSPENSION MOUNT CANOPY

RC	Canopy in round shape - suspended only
SC	Canopy in square shape - suspended only



Round canopy



Square canopy

8. FINISH

BK	Matt black powercoat
WH	Matt white powercoat
SG	Silver grey powercoat
CF	Custom finish - RAL or Pantone or other finish options




Matt black



Matt white



Silver grey



Custom


9. OPTIONAL ADD-ONS

EM	1.5 hour emergency kit (remote only)
SS	PIR sensor
OTHERS	Consult factory for options

SPECIFICATION DETAILS

WALL WASHER

The wall washer is a flexible module design with wall wash optic and Osram LED strip. The precision optic's engineered for clean-cut light spot edges, ensuring precise and uniform wall illumination. Uniform light distribution provides a more consistent and even washing effect across vertical surfaces, enhancing visual comfort and ambiance.



LPL1.25WW-ASY

20W, 4000K, direct light only

Quantity: 1pc


Washing dimension: 2 x 2m

Room Values

Room dimensions 7 x 7 x 2.8m

Reflection factor 0.7 | 0.5 | 0.2

Maintenance factor 0.8



LPL1.25WW-ASY

20W, 4000K, direct light only

Quantity: 2pcs

Washing dimension: 3.7 x 2.4m

Distance between fixtures: 1.3 - 1.5m

Room Values

Room dimensions 7 x 7 x 2.8m

Reflection factor 0.7 | 0.5 | 0.2

Maintenance factor 0.8

SPECIFICATION DETAILS

PERFORMANCE DATA - LED LAMPING

OUTPUT OPTIONS	DELIVERED LUMENS	WATTS	CRI OPTIONS	CCT OPTIONS	LED LAMPING
LOW-4000K	1566	23.4	80 90	2700K 3000K 3500K 4000K 5000K 6500K	LED strip, direct-indirect light
STD-4000K	2986	48			LED strip, direct-indirect light
HI-4000K	4116	72			LED strip, direct-indirect light
LOW-4000K	652	11.7			LED strip, direct light only
STD-4000K	1245	24			LED strip, direct light only
HI-4000K	1732	36.3			LED strip, direct light only
LOW-4000K	688	10			Wall washer, direct light
STD-4000K	912	15			Wall washer, direct light
LOW-4000K	1162	20			Wall washer, direct light

*Note: Data provided for LED strip options is from a photometric test of 1 meter fixture output with 90CRI at 4000K using a non-dimmable driver.
Data provided for wall washer options is from a photometric test of one set of wall washer output with 80CRI at 4000K.*



More information and data,
please visit:
www.zalite.cn

V1.0_2024-07