


ZALITE Lightplane Linear 1 Wall Wash

SPEC SHEET

— LPL1WW



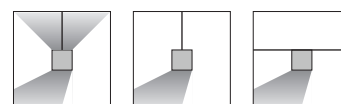
CE IP20 IK08 RoHS

Features

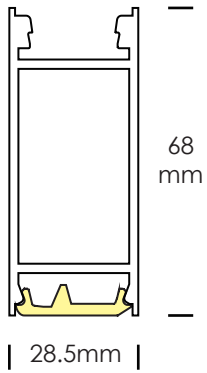
- Direct-indirect distribution design
- Wall wash optic design
- Custom shapes and configurations
- Built-in driver, dim or non-dim available
- Wide range of finishes
- 100% recyclable, extruded architectural grade T6063 aluminum

Mounting

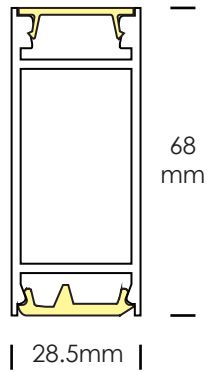
- Suspended, surface



Dimensions

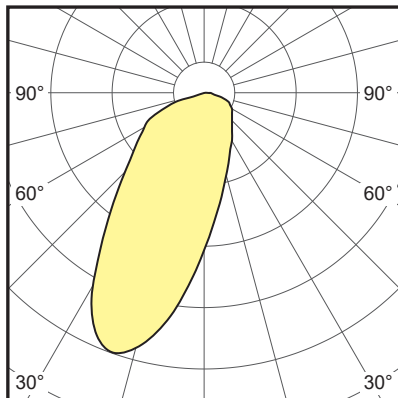


Direct

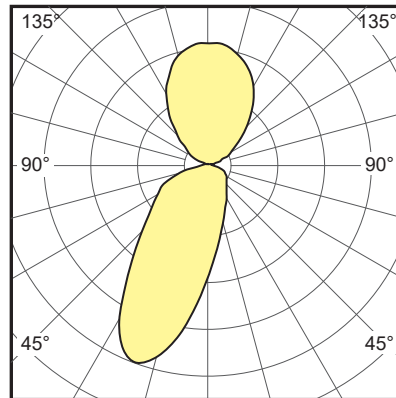


Direct & Indirect

Distributions



Direct and Indirect



Direct

3. LED LAMPING - DIRECT LIGHT

LOW - xxxxK	Linear LED strip, low output, LED 10W/M
STD - xxxxK	Linear LED strip, standard output, LED 20W/M
HI - xxxxK	Linear LED strip, high output, LED 30W/M

Note: Standard CCT: **3000K, 3500K, 4000K**; **CRI80 and CRI90** are available.

Other option: 2700K, 5000K, 5700K, 6500K, red, green, blue, TUNE(2700K-6500K). Contact factory for details.

See page6 for information of LED lamping output.

4. LED LAMPING - INDIRECT LIGHT

LOW - xxxxK	Linear LED strip, low output, LED 10W/M
STD - xxxxK	Linear LED strip, standard output, LED 20W/M
HI - xxxxK	Linear LED strip, high output, LED 30W/M
NONE	No Linear LED strip or module (direct light only)

Note: Standard CCT: **3000K, 3500K, 4000K**; **CRI80 and CRI90** are available.

Other option: 2700K, 5000K, 5700K, 6500K, red, green, blue, TUNE(2700K-6500K). Contact factory for details.

See page6 for information of LED lamping output.

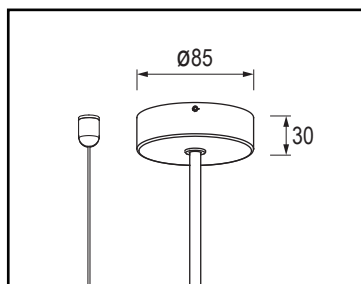
5. DRIVER

STD	Non-dimmable
0/1-10V	1-10V / 0-10V dimming
DALI	DALI dimming
DMX	DMX dimming
OTHER	Consult factory for options

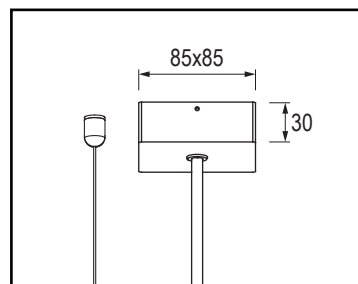
6. SUSPENSION MOUNT CANOPY

RC Canopy in round shape - suspended only

SC Canopy in square shape - suspended only



Round canopy



Square canopy

7. FINISH

BK Matt black powercoat

WH Matt white powercoat

SG Silver grey powercoat

CF Custom finish - RAL or Pantone or other finish options



Matt black



Matt white



Silver grey



Custom

8. OPTIONAL ADD-ONS

EM 1.5 hour emergency kit (remote only)

SS PIR sensor

OTHERS Consult factory for options

SPECIFICATION DETAILS

PERFORMANCE DATA - LED LAMPING

OUTPUT OPTIONS	DELIVERED LUMENS	WATTS	CRI OPTIONS	CCT OPTIONS	LED LAMPING
LOW-4000K	2111	24	80 90	2700K 3000K 3500K 4000K 5000K 6500K	LED strip, direct-indirect light
STD-4000K	4038	46.2			LED strip, direct-indirect light
HI-4000K	5904	72.6			LED strip, direct-indirect light
LOW-4000K	1142	12			LED strip, direct light only
STD-4000K	2187	23.2			LED strip, direct light only
HI-4000K	3200	37.4			LED strip, direct light only

Note: Data provided for LED strip options is from a photometric test of 1 meter fixture output with 90CRI at 4000K using a non-dimmable driver.



More information and data,
please visit:
www.lightforms.com.cn

V1.0_2024-08