

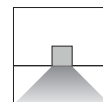
LPL3.5MD-RT-1200-CIRCLE-SSTD-STD-SG

Features

- Low UGR reflector design
- Custom curved or straight shapes and configurations
- Dim or non-dim driver available
- Wide range of finishes
- 100% recyclable, extruded architectural grade T6063 aluminum

Mounting

- Recessed

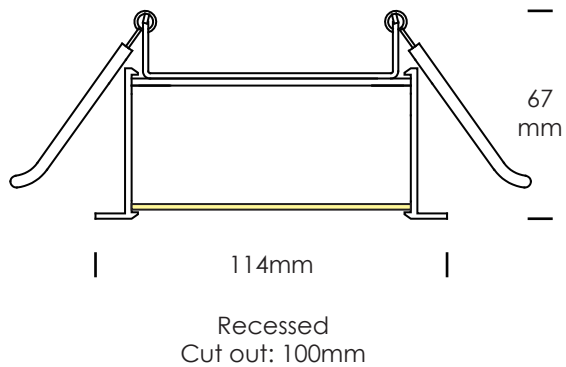


PHOTOS

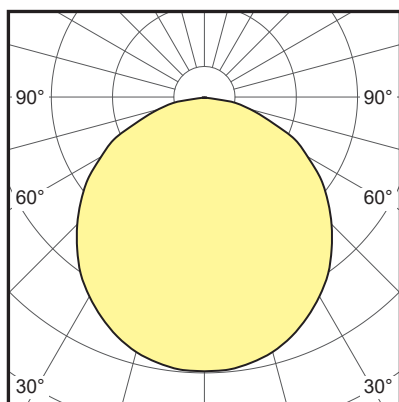


Recessed

Dimensions



Distributions



Ordering Info


1. BASIC MODEL

LPL3.5MD-RT	Recessed with trim - direct only
-------------	----------------------------------

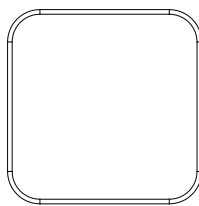
2. SIZE AND SHAPE

xxxxmm - CIRCLE	Circle - specify outside diameter in mm
xxxxmm - HCIRCLE	Half circle - specify outside diameter in mm
xxxxmm - 1/4 ARC	Quarter arc - specify outside diameter in mm
xxxxmm - STR	Straight - specify length in mm
xxxxmm - Special Shape	Radom connection of sectional circle, arc and straight

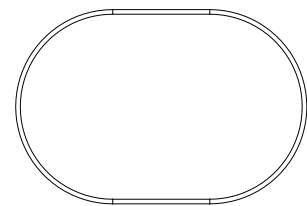
* Sample configuration diagrams as below.




Circle



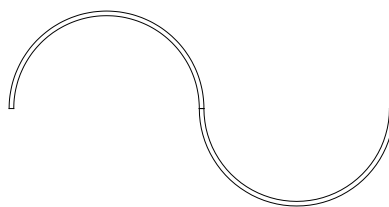
Rounded Rectangle




Stadium Oval



Serpentine



S-Shape



Curve

Recessed

3. LED LAMPING

LOW - xxxxK	Linear LED strip, low output, LED 10W/M
STD - xxxxK	Linear LED strip, standard output, LED 20W/M
HI - xxxxK	Linear LED strip, high output, LED 30W/M

Note: Standard CCT: **3000K, 3500K, 4000K**; **CRI80 and CRI90** are available.

Other option: 2700K, 5000K, 5700K, 6500K, red, green, blue, TUNE(2700K-6500K). Contact factory for details.

See page 7 for more specification of spot cluster, see page 8 for information of LED lamping output.

4. DRIVER (REMOTE ONLY)


STD	Non-dimmable
0/1-10V	1-10V / 0-10V dimming
DALI	DALI dimming
DMX	DMX dimming
OTHER	Consult factory for options

5. FINISH

BK	Matt black powercoat
WH	Matt white powercoat
SG	Silver grey powercoat
CF	Custom finish - RAL or Pantone or other finish options




Matt black



Matt white



Silver grey



Custom

6. OPTIONAL ADD-ONS

EM	1.5 hour emergency kit (remote only)
SS	PIR sensor
OTHERS	Consult factory for options

PERFORMANCE DATA - LED LAMPING

OUTPUT OPTIONS	DELIVERED LUMENS	WATTS	CRI OPTIONS	CCT OPTIONS	LED LAMPING
LOW-3000K	906	11.6	80 90	2700K 3000K 3500K 4000K 5000K 6500K	LED strip, 3000K
STD-3000K	1659	24			LED strip, 3000K
HI-3000K	2324	36			LED strip, 3000K
LOW-4000K	959	11.6			LED strip, 4000K
STD-4000K	1757	24			LED strip, 4000K
HI-4000K	2462	36			LED strip, 4000K

Note: Data provided is from a photometric test of 1 meter fixture output with 90CRI at 4000K using a non-dimmable driver.



More information and data,
please visit:
www.zalite.cn

V1.0_2023-04