



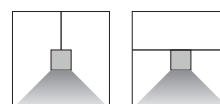
MR1CS-S-650-CIRCLE-STD-STD-BK

## Features

- Low UGR reflector design
- Custom curved or straight shapes and configurations
- Dim or non-dim driver available
- Wide range of finishes
- 100% recyclable, extruded architectural grade T6063 aluminum

## Mounting

- Suspended, surface

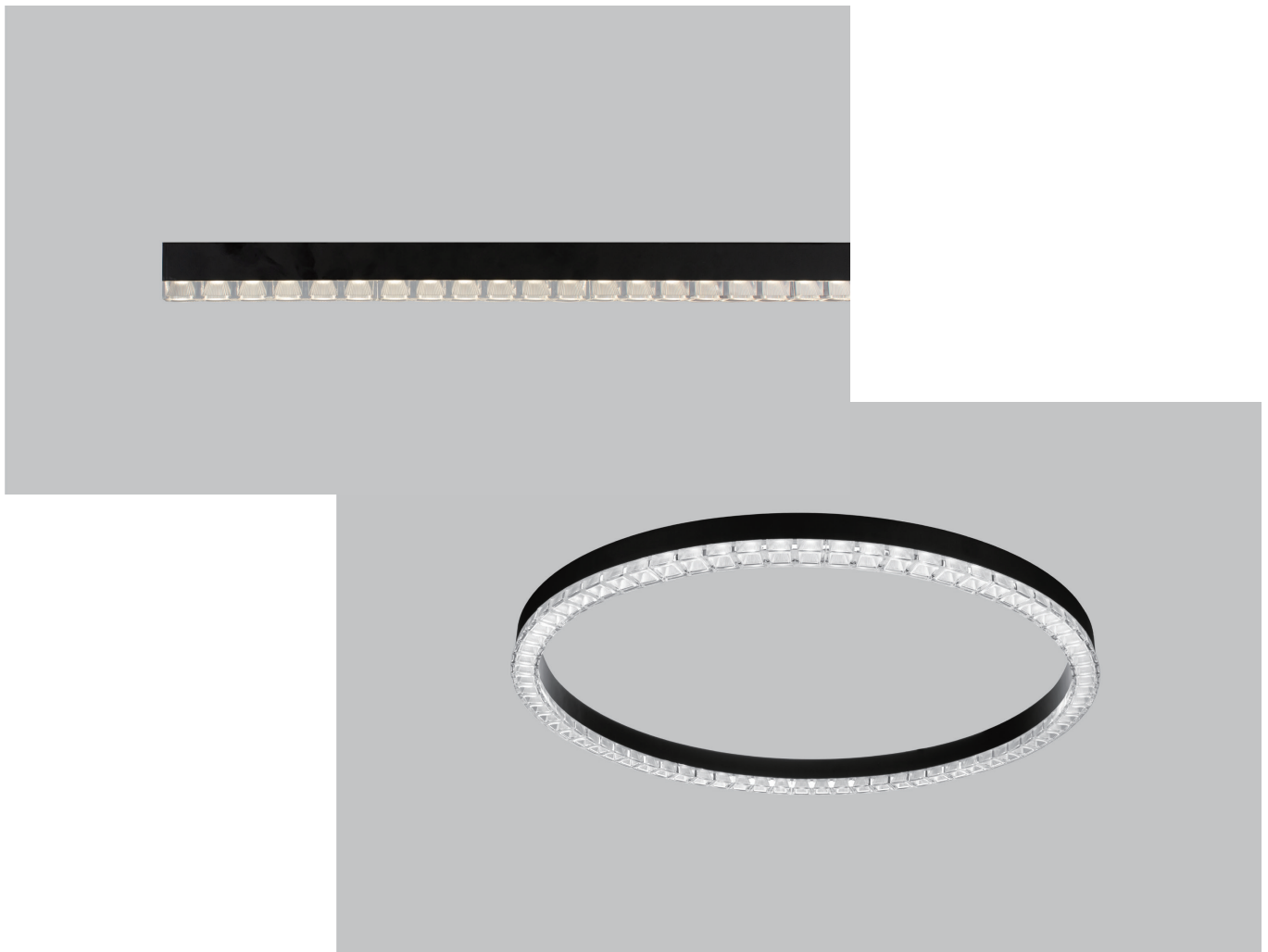


# Moonring 1 Crystal - MR1CS

Suspended, Surface

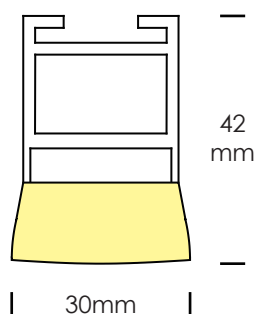
ZALITE

## PHOTOS

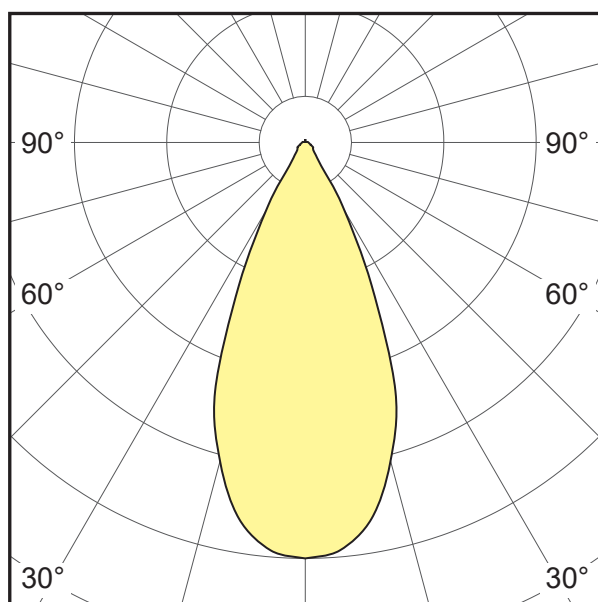


Errors and technical changes excepted. Images can vary from original.  
Photometric and electrical data may vary due to component tolerances.

## Dimensions



## Distributions



## Ordering Info


### 1. BASIC MODEL

MR1CS-S	Suspended - direct
MR1CS-SM	Surface mount - direct

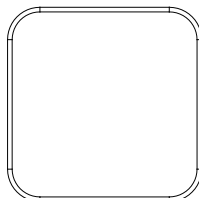
### 2. SIZE AND SHAPE

xxxxmm - CIRCLE	Circle - specify outside diameter in mm
xxxxmm - HCIRCLE	Half circle - specify outside diameter in mm
xxxxmm - 1/4 ARC	Quarter arc - specify outside diameter in mm
xxxxmm - STR	Straight - specify length in mm
xxxxmm - Special Shape	Radom connection of sectional circle, arc and straight

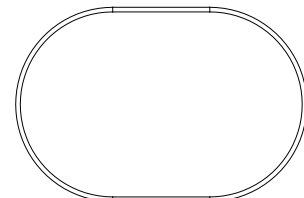
\* Sample configuration diagrams as below.




Circle



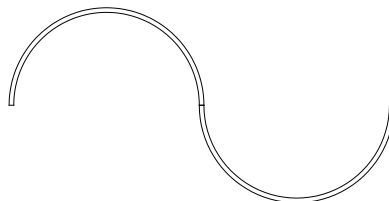
Rounded Rectangle




Stadium Oval



Serpentine



S-Shape



Curve

# Moonring 1 Crystal - MR1CS

ZALITE

Suspended, Surface

### 3. LED LAMPING - DIRECT LIGHT

<b>LOW - xxxxK</b>	Linear LED strip, low output, LED 13W/M
<b>STD - xxxxK</b>	Linear LED strip, standard output, LED 22W/M
<b>HI - xxxxK</b>	Linear LED strip, high output, LED 33W/M

Note: Standard CCT: 3000K, 3500K, 4000K; CRI80 and CRI90 are available.

Other option: 2700K, 5000K, 5700K, 6500K, red, green, blue, TUNE(2700K-6500K). Contact factory for details.

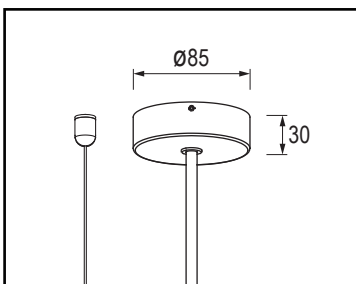
See page 7 for information of LED lamping output.

### 4. DRIVER (REMOTE ONLY)

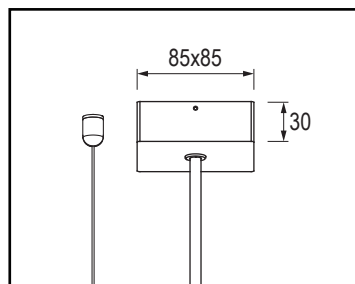
<b>STD</b>	Non-dimmable
<b>0/1-10V</b>	1-10V / 0-10V dimming
<b>DALI</b>	DALI dimming
<b>DMX</b>	DMX dimming
<b>OTHER</b>	Consult factory for options

### 5. SUSPENSION MOUNT CANOPY

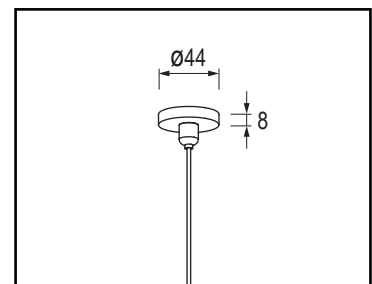
<b>RC</b>	Canopy in round shape - suspended only
<b>SC</b>	Canopy in square shape - suspended only
<b>PS</b>	Powered suspension kits, no canopy- suspended only



Round canopy



Square canopy



Powered suspension kit

# Moonring 1 Crystal - MR1CS

ZALITE

Suspended, Surface


---

## 6. FINISH

<b>BK</b>	Matt black powercoat
<b>WH</b>	Matt white powercoat
<b>SG</b>	Silver grey powercoat
<b>CF</b>	Custom finish - RAL or Pantone or other finish options



Matt black



Matt white



Silver grey



Custom

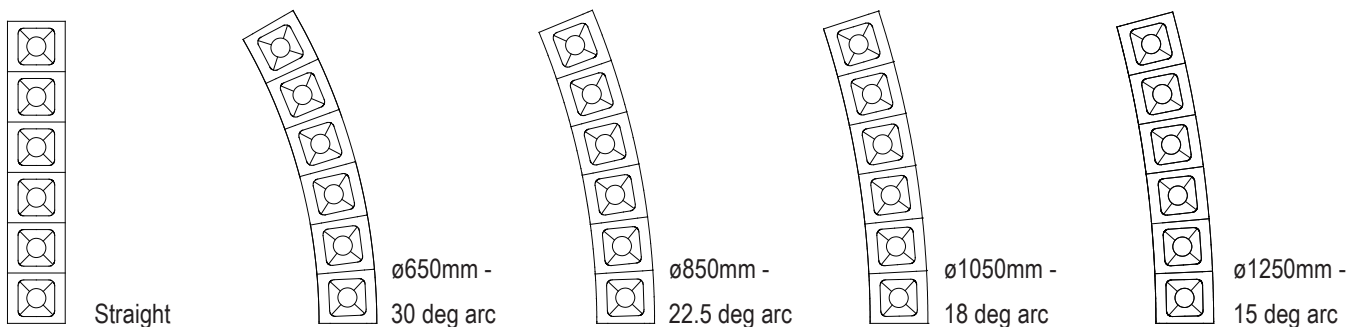
## 7. OPTIONAL ADD-ONS

<b>EM</b>	1.5 hour emergency kit (remote only)
<b>SS</b>	PIR sensor
<b>OTHERS</b>	Consult factory for options

## SPECIFICATION DETAILS

### SPOT CLUSTER

Spot Cluster is a series of straight and arc module with 6-head reflectors and high efficiency LEDs. Reflector is designed with 45 degree distribution and UGR<15. The series includes a 156mm straight and 4 different outside diameters -  $\varnothing$ 650mm,  $\varnothing$ 850mm,  $\varnothing$ 1050mm,  $\varnothing$ 1250mm, provides more configuration designs.



### PERFORMANCE DATA - LED LAMPING

OUTPUT OPTIONS	DELIVERED LUMENS	WATTS	CRI OPTIONS	CCT OPTIONS	LED LAMPING
STD-D650	4896	43.2	80 90	2700K 3000K 3500K 4000K 5000K 6500K	Diameter 650mm ring
HI-D650	6900	64.8			Diameter 650mm ring
STD-D1250	9792	86.4			Diameter 1250mm ring
HI-D1250	13800	129.6			Diameter 1250mm ring
LOW-L	213	1.8			One linear module
STD-L	408	3.6			One linear module
HI-L	575	5.4			One linear module

Note: Data provided for from a photometric test of 1 meter fixture output with 90CRI at 4000K using a non-dimmable driver.



More information and data,  
please visit:  
[www.zalite.cn](http://www.zalite.cn)

V1.0\_2025-05