

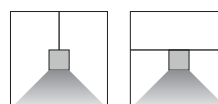
MR2FR-I-S-1200-CIRCLE & MR2FR-2-S-1200-CIRCLE

Features

- Inward and outward lumination options
- Rolled soft acrylic lens presents seamless continuous light
- Custom curved or straight shapes and configurations
- Remote driver, dim or non-dim available
- Wide range of finishes
- 100% recyclable, extruded architectural grade T6063 aluminum

Mounting

- Suspended, surface



Moonring 2 Flaming Ring - MR2FR

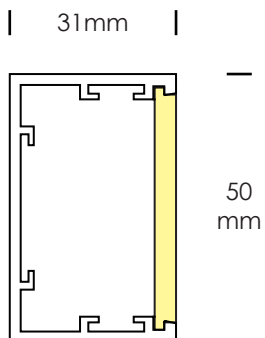
Suspended, Surface

ZALITE

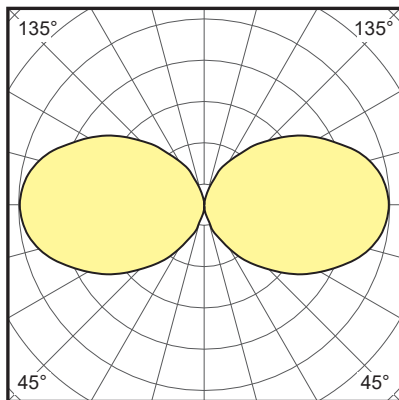
PHOTOS



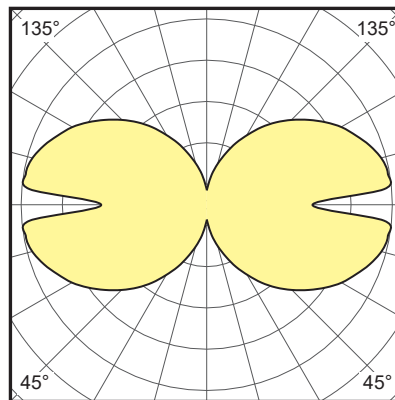
Dimensions



Distributions



MR2FR-O

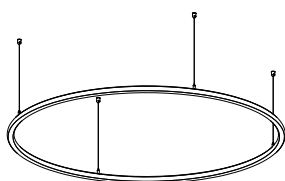


MR2FR-I

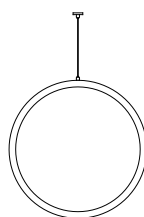
Ordering Info

1. BASIC MODEL

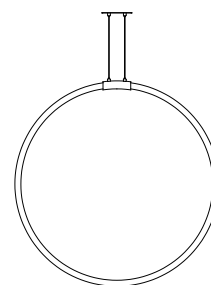
MR2FR-O	Outward lumination - Suspended
MR2FR-OV	Outward lumination - Vertical suspended
MR2FR-I	Inward lumination - Suspended
MR2FR-IV	Inward lumination - Vertical suspended



Suspended




Vertical suspended



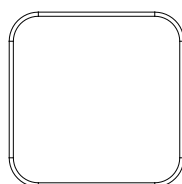
2. SIZE AND SHAPE

xxxxmm - CIRCLE	Circle - specify outside diameter in mm
xxxxmm - HCIRCLE	Half circle - specify outside diameter in mm
xxxxmm - 1/4 ARC	Quarter arc - specify outside diameter in mm
xxxxmm - STR	Straight - specify length in mm
xxxxmm - Special Shape	Radom connection of sectional circle, arc and straight

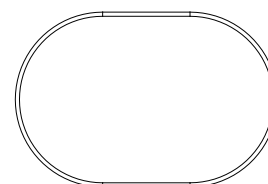
* Sample configuration diagrams as below.




Circle



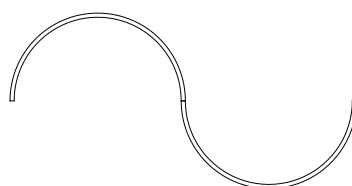
Rounded Rectangle



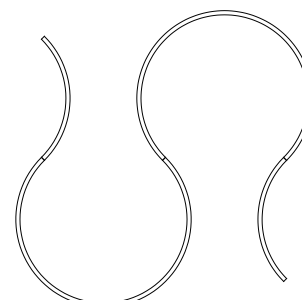
Stadium Oval



Serpentine



S-Shape



Curve

Moonring 2 Flaming Ring - MR2FR

ZALITE

Suspended, Surface

3. LED LAMPING

STD - xxxxK Standard output, LED 28.8W/M

Note: Standard CCT: 3000K, 3500K, 4000K; CRI80 and CRI90 are available.

Other option: 2700K, 5000K, 5700K, 6500K, red, green, blue, RGB, RGBW, TUNE(2700K-6500K). Contact factory for details.

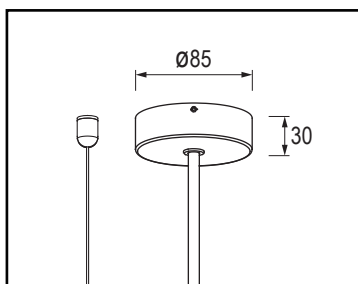
See page 8 for information of LED lamping output.

4. DRIVER (REMOTE ONLY)

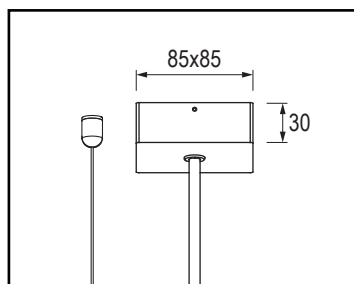
STD	Non-dimmable
0/1-10V	1-10V / 0-10V dimming
DALI	DALI dimming
DMX	DMX dimming
OTHER	Consult factory for options

5. SUSPENSION MOUNT CANOPY

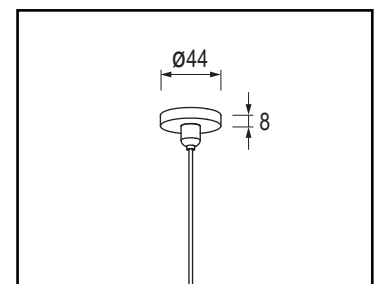
RC	Canopy in round shape - suspended only
SC	Canopy in square shape - suspended only
PS	Powered suspension kits, no canopy- suspended only



Round canopy



Square canopy



Powered suspension kit

Moonring 2 Flaming Ring - MR2FR

ZALITE


Suspended, Surface

6. FINISH

BK	Matt black powercoat
WH	Matt white powercoat
SG	Silver grey powercoat
CF	Custom finish - RAL or Pantone or other finish options




Matt black



Matt white



Silver grey



Custom

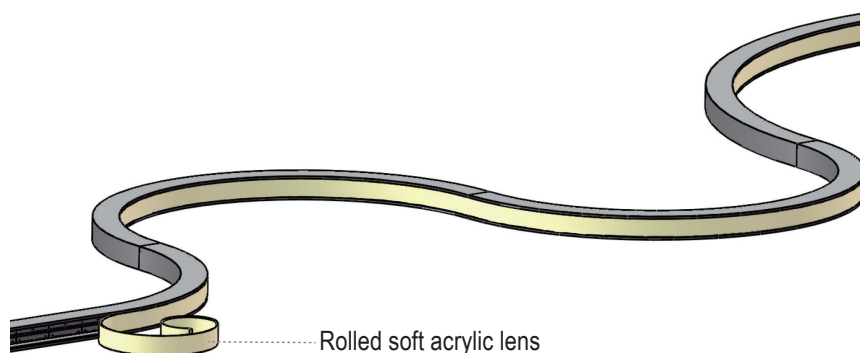
7. OPTIONAL ADD-ONS

EM	1.5 hour emergency kit (remote only)
SS	PIR sensor
OTHERS	Consult factory for options

SPECIFICATION DETAILS

ROLLED LENS

The optically engineered rolled soft acrylic lens provides smooth, uniform and seamless illumination for linear lengths of 30 meters while dynamically controlling output and reducing glare. The soft acrylic lens rolls out and snaps into the housing profile for easy installation.



PERFORMANCE DATA - LED LAMPING

OUTPUT OPTIONS	DELIVERED LUMENS	WATTS	CRI OPTIONS	CCT OPTIONS	LED LAMPING
O-3000K	3208	107.8	80 90	2700K 3000K 3500K 4000K 5000K 6500K	1200mm in diameter, outwards
O-4000K	3375	107.8			1200mm in diameter, outwards
I-3000K	2891	104			1200mm in diameter, inwards
I-4000K	3043	104			1200mm in diameter, inwards

Note: Data provided is from a photometric test of 1.2 meter diameter fixture output with 90CRI at 4000K using a non-dimmable driver.



More information and data,
please visit:
www.zalite.cn

V1.0_2022-06